

# 2022

# Wisconsin 4-H

# Livestock Quiz Bowl

# Resource Handbook

*A guide for coaches and youth*  
*Sponsored by:*



UW-MADISON EXTENSION

Registrations  
are due March  
25!



**Contest Materials available at:** Wisconsin 4-H page: <https://4h.extension.wisc.edu/opportunities/statewide-events-and-opportunities/livestock-quiz-bowl-skillathon-contest/>

**Like us on Facebook at:** Wisconsin Youth Livestock Program

**Instagram:** WIYOUTHLVSTK

**YouTube:** <https://www.youtube.com/c/WisconsinYouthLivestockProgram>

University of Wisconsin, United States Department of Agriculture and Wisconsin counties cooperating.  
University of Wisconsin-Extension provides equal opportunities in employment and programming, including Title IX requirements.



**Extension**  
UNIVERSITY OF WISCONSIN-MADISON



DEPARTMENT OF  
ANIMAL SCIENCES  
University of Wisconsin-Madison



---

## College of Agricultural and Life Sciences • University of Wisconsin-Madison

**Department of Animal & Dairy Sciences** 286 Animal Sciences Building  
1675 Observatory Drive  
Madison, WI 53706-1284

Phone: 608-263-4304  
Fax: 608-262-5157  
Email: [borourke2@wisc.edu](mailto:borourke2@wisc.edu)

**December 21, 2021**

TO: Past State 4-H Livestock Quiz Bowl & Skillathon Participants  
FROM: Bernadette (Bernie) O'Rourke, Extension Youth Livestock Specialist, UW Madison Animal & Dairy Sciences Department  
Jill Jorgensen, Extension 4-H Youth Development Agriculture Specialist  
RE: 2022 State 4-H Livestock Quiz Bowl & Skillathon Event

The 17th Annual Quiz Bowl & Skillathon Contests will be held together again on Saturday, April 9, 2022. The contest will start with registration at 9:00 a.m. with the competition starting at 9:30 a.m. Youth are encouraged to participate in both contests.

**Deadline:** **Deadline for registration is March 25, 2022. Only registrations completed through 4-H online will be accepted. Mailed registrations NOT be accepted.** This is a strict deadline as there is much to coordinate.

**Cost:** \$12.00 per Contestant (Checks payable to: UW Madison-Extension). Payment can be made the day of the contest or sent prior to: WI 4-H, Attn: 2022 State Livestock Quiz Bowl and Skillathon Contest, 130 Pyle Center, 702 Langdon St., Madison, WI 53706

**All information is on the Extension 4-H website at:** <https://4h.extension.wisc.edu/opportunities/statewide-events-and-opportunities/livestock-quiz-bowl-skillathon-contest/>

**Registration:** Each coach will register their team through 4-H online at [wi.4honline.com](http://wi.4honline.com)  
Registration must be completed through 4-H online by March 25, 2022

**How to register your team (See attached handout at the end of this packet for screen shots)**

**\*\*\* Important:** You will need to register each team separately. The coach can register multiple teams with their account but you will need to register each team individually by their contest and age division.

1. Log-in (or stay logged -in) to your 4-H online account
2. Go to [wi.4honline.com](http://wi.4honline.com)
3. Sign-in to your account
4. Click Events (on the left or on the dropdown menu)
5. Locate the event you are looking for: "2022 State Livestock Quiz Bowl and Skillathon Contest"
6. Click on the event and proceed through the registration process.
7. There will be a question where you will enter all of the members of your team – please make sure to fill this out to the best of your ability. As a reminder, you will need to register all of your quiz bowl and skillathon teams separately with each age division.
8. You will receive a confirmation email.

Contact Jill Jorgensen in the State 4-H Office with any registration questions  
[jill.jorgensen@wisc.edu](mailto:jill.jorgensen@wisc.edu) or (920)391-4659.

## **2022 Reminders:**

1. **We have changed the divisions to age rather than grades to align with the national contest age requirements. Review within in the rules and make sure you have your students in the correct division.**
2. **No paper will be allowed in quiz bowl matches for coaches to write down scores etc.**

## **2022: These changes were implemented in 2016.**

1. **Senior Division Quiz Bowl ONLY** – To align with the National Quiz Bowl rules - Phase One will consist of eight (8) one-to-one questions. During the one-to-one competition, only one member of each team who the specific question is directed to will be eligible to respond. This eligibility will rotate with each question beginning with the captain of each team, and rotating to the 2<sup>nd</sup>, 3<sup>rd</sup>, and 4<sup>th</sup> contestants of each team, respectively, until all eight questions have been asked. This means each pair of individuals (one member from each team) will be asked two questions.
  - a. The Junior and Mixed divisions will continue as they have been, NO one to one competition. The questions will be directed to one team at a time, the team leaves and the next team comes in to be asked the same series of questions.
2. **Skillathon scoring** – We will hand score the written test and skillathon stations in an effort to give out awards at the end of the day. However, we do reserve the right to delay results for whatever reason. Our goal is to have all results announced.

## **Other updates from previous years:**

1. **Friendly reminder:** There is to be **NO** talking or hand gestures by parents or coaches in quiz bowl rooms. All cell phones are turned off and surrendered upon entering the room. As per the rules, contest management reserves the right to remove anyone from quiz bowl rooms if behavior and conduct become an issue. As I've always stated, there maybe questions where adults may disagree with the answer, however, it is up to the youth to ask for clarification. The officials will then give the correct answer and provide an explanation if needed.
2. To allow in allowing coaches to comment on questions, I will have a form to fill out where coaches state the division, round and paraphrase the question and state your thoughts on the question. Leave the form in a box at the quiz room coordinator station.
3. **Change in Quiz Bowl** – phase one will have 8 questions rather than 12 questions. This is an effort to speed up matches and reflects national rules.
4. **Change in rule** - In an effort to keep matches moving along and to follow the national rules – questions will NOT be re-read. The only event that they will be re-read for the other team is if the question wasn't fully read in its entirety and the other team buzzed in during the reading of the question.
5. Make sure the youth are acknowledged before they answer a question. Points will be deducted for answering without acknowledgement. Team members can provide input into bonus questions, but the team captain must provide the final answers on all the bonus questions.

6. Parents aren't allowed in the skillathon area of the stations during competition. Youth usually complete the skillathon by noon. Coaches and parents will be informed when they can view the stations.
7. **Timing of events** – be mindful on getting all the pieces done for both skillathon and quiz bowl. We want an efficiently-run contest, so if you have open time, use it wisely. Last year youth were still doing team exercises at 4:30 p.m. This makes it difficult for timely results. Please defer other activities until you are able to get all the components done. We all want to get home at a decent time – this will assist on a realistic completion.
8. We hope to offer the 2<sup>nd</sup> place senior quiz bowl team the opportunity to go to the National Western Stock Show in Denver. They have a livestock quiz bowl competition. However, for this coming year there will not be traveling funds from the 4-H Foundation, perhaps in future years.

**Some usual reminders:**

1. It is the responsibility of the teams to bring resources into the room for challenges during the quiz bowl contest.
2. You can bring food, however **PLEASE** pickup after yourselves. There are food locations around campus, pizza and/or sub sandwiches can be ordered as well. Please don't bring food into the animal (skillathon) areas. We will not be breaking for lunch.

***If you have any questions, please contact me at the above information. Study hard and look forward to seeing you in March!!***

# WISCONSIN STATE LIVESTOCK QUIZ BOWL

Saturday, April 9, 2022 – Madison, WI

University of Wisconsin – Madison Animal Science Building

9:00 a.m. Registration; Start Promptly at 9:30 a.m.

**Deadline: March 25, 2022** Only emailed registrations will be accepted, mailed registrations will NOT be accepted. The cost is \$12 per youth and due at the time of registration.



## OBJECTIVES:

1. To provide an exciting and fun way for youth to explore their 4-H animal project.
2. To encourage youth to develop teamwork, self-confidence and decision making skills.
3. To develop committee member organization and leadership skills.

## ELIGIBILITY:

1. Team members must be 4-H members in good standing in the county they represent. They need not, however, have to be enrolled in the livestock (beef, sheep, swine, meat goat) projects. The Extension Youth Livestock Specialist reserves the right to check eligibility.
2. Each team must designate a captain and a coach.
3. Selection of team members is up to each county. Teams should consist of four members, with a minimum of 3 members. (Only 4 members are seated at a time.) An alternate is suggested.
4. All 4-H members (grades 3-13) in the state of Wisconsin are eligible. **The Junior 4-H division will include Wisconsin 4-H members who are under 14 years of age as of January 1 of the current year. The Senior 4-H division will include Wisconsin 4-H members who are 14 years of age or older as of January 1 of the contest year. Contestants must not have graduated from high school prior to January 1 of the contest year. A mixed team division where the team must contain at least one youth in each age division.** Contestants must participate in the division according to their age as of January 1, 2022. The top 4-H senior team will be invited to attend the National Quiz Bowl Contest which will be held in November in Louisville, Kentucky.
5. Contestants may attend a college beyond high school and still compete. However, members who enroll in or audit an animal science course prior to the fall term are not eligible to compete. National Contest rules dictate eligibility and supersedes state contest policy. Contestant must already have reached his or her 14th birthday, and may not have reached his or her 19th birthday, before January 1 of the year in which the National 4-H Contest is held.
6. The captain selected for each team will sit in the first chair from the center.

## BEHAVIOR AND CONDUCT:

4-H conduct and behavior expectations apply to all participants, coaches and spectators. **Officials in the room can and will hand out warnings to team members, coaches, etc., to anything they deem unsportsmanlike, sarcastic or out of line conduct or behavior.** A team will get one warning all day, 2<sup>nd</sup> warning – individuals will be removed from rooms for the rest of the day. Further consequences could follow. Inappropriate behavior will not be tolerated! Contest officials reserve the right to remove individuals, teams, parents, coaches at any time.

## PROCEDURE OF PLAY:

1. The contest is organized on a **double elimination** basis with teams competing in a series of one-on-one elimination matches, advancing on, until a champion team emerges. Teams will be assigned to the first round competition before the contest. Some teams may be awarded byes during the elimination as part of the assignment process. Teams face the judge, timer and score keeper. They don't face the audience to eliminate the chance of audience communication with participants.
2. Coaches, parents, etc. may not challenge Livestock Quiz Bowl room officials. Challenges may only be initiated from youth team members. If a coach or a member of the audience disrupts the contest, they will be asked to leave. **NOTE: Challenges are on questions only not procedure of play.**
3. Three officials will conduct the bowl. A judge/moderator who asks the questions and maintains overall control, and who will rule on all responses and challenges. Others are timekeeper and scorekeeper.
4. **Mixed and Junior teams will have two phases in their matches: Phase 1 and Phase 3. Seniors teams will have phases 1, 2 and 3 during their matches.**

## DESCRIPTION OF PHASES:

**Phase 1 (Junior & Mixed): 8 questions total. This phase begins with one team starting in the room and the other team outside the room in isolation. (No discussion among team members during this phase).**

1. Team 1 will begin this phase with the Captain of each team being asked an individual question, and rotating to the 2<sup>nd</sup>, 3<sup>rd</sup>, and 4<sup>th</sup> contestants of each team, respectively, until all eight questions have been asked. Therefore, each team member will be asked two general livestock questions in rotation.

2. Once Team 1 completes their phase, they will stand outside the room until Team 2 completes the same 8 questions in rotation.
3. Each question in this phase is worth 10 points with no deduction given for incorrect answers. No teammate assistance may be offered or received. **Questions will not be repeated.** Contestants have 5 seconds to answer the questions in this phase. If neither contestant buzzes in, the question dies and no points are awarded or lost.

**Phase 1 (Senior): Senior Division Quiz Bowl ONLY** – To align with the National Quiz Bowl rules

- Phase One will consist of eight (8) one-on-one questions. During the one-on-one competition, only one member of each team who the specific question is directed to will be eligible to respond. This eligibility will rotate with each question beginning with the captain of each team, and rotating to the 2<sup>nd</sup>, 3<sup>rd</sup>, and 4<sup>th</sup> contestants of each team, respectively, until all eight questions have been asked. This means each pair of individuals (one member from each team) will be asked two questions. Correct answers are worth 10 points with no deduction for incorrect answers. If neither contestant buzzes in, the question dies and no points are awarded or lost. No teammate assistance may be offered or received in this phase. A contestant must buzz in within 5 seconds after the question is read and answers must be started within 5 seconds of the contestant being recognized by the moderator (starting an answer after the 5 second buzzer goes off is not acceptable). Answers will consist of multiple choice; fill in the blank, and/or short-answer questions.

- The moderator shall indicate prior to reading of each question which two contestants are eligible to respond. If the first recognized contestant fails to respond or answers incorrectly, the moderator will offer the question to the other contestant. The moderator will read the correct answer if both contestants answer the question incorrectly or no answers are given.
- Each question shall be addressed to only one member of each team, beginning with the team captain and progressing with subsequent questions to the number 2, 3, and 4 contestants, respectively. If neither contestant buzzes in, the question dies and no points are awarded or lost. The next pair of contestants gets a new question.
- A contestant must be recognized by the moderator prior to beginning his/her answer. Any member answering a question without being acknowledged will result in the deduction of 10 points from the team score. The opposing contestant has the option of answering the question within 5 seconds after receiving an offer from the moderator.
- If a contestant buzzes in and fails to respond to the question in the form of an answer, a five point penalty will be assessed.
- There will be a five-point deduction if any contestant, other than the two designated contestants, responds.
- If the equipment allows a member of each team to buzz in at the same time or locks out both team members because they hit the button at the same time, and the moderator cannot determine which team member buzzed first, the question will be discarded and a new question will be selected by the judges.

**Phase 2: (SENIORS ONLY)** Phase 2 also consists of 8 questions. Each team will be asked 4 questions on alternating basis. Correct answers are worth 10 points, with no deductions for incorrect answers.

1. Teams can discuss questions prior to answering in this phase, but only the **Team Captain** can report the answer to the moderator. If anyone other than the team captain answers, no points will be awarded.
2. Answers must be started within 20 seconds after the question is read (starting an answer after the 20 second buzzer goes off is not acceptable).
3. Questions will primarily be fill in the blank, completion or short answer, but may include some multiple choice. When a team fails to answer the question in the allotted time or answers the question incorrectly, the moderator shall offer the question to the opposing team, **WITHOUT** re-reading it.
4. The opposing team may discuss the question and shall have 20 seconds (from the time the moderator offers the question) to begin an answer to the question.
5. The opposing team may discuss the question only after being offered to them by the moderator (not while the team originally asked the question is discussing it). Again, only the team captain reports the answer.
6. The team without the right to answer first can write down notes on paper but can't discuss until they are awarded the question.



**Phase 3:** Consists of regular, toss-up and bonus questions with a possible total of 16 questions worth 10 points each. During this phase, any team member from either team can buzz in to answer a regular or toss-up question. Every 3<sup>rd</sup> question will be a toss-up question with a bonus attached. The only difference between a regular and a toss-up question will be that the toss-up questions will have a bonus attached.

1. **Scoring and procedures of regular and toss-up questions with no violation of play:** After the regular or toss-up question has been read, the first individual from either team to signal will answer the question within 5 seconds after being acknowledged by the moderator, or will lose 10 points. 10 points will also be deducted for incomplete or incorrect answers. In the event of an incorrect answer, the opposing team has the opportunity to answer after buzzing and being acknowledged by the moderator. The second team must buzz in within 5 seconds of being offered the question by the moderator. The question will NOT be re-read. If neither team can offer an answer within 5 seconds, the moderator will give the correct answer and neither team will forfeit points.
2. **Scoring and procedures of regular and toss-up questions with violation of play:** Any member answering regular or toss-up questions without being acknowledged will result in the deduction of 10 points from the team score. The opposing team has the option of answering the question within 10 seconds after receiving an offer from the moderator. The question will not be re-read. The second team must buzz in and be acknowledged by the moderator before answering.
3. **Bonus questions:** If a bonus question is attached to a correctly answered toss-up question, the moderator reads the bonus question and the team that answered the toss-up question is allowed to discuss the question. The question will not be re-read. Answers must be started within 20 seconds after the question is read. **Only the team captain may answer the question.** If anyone other than the team captain answers the question, no points will be awarded. Correctly answered bonus questions are worth 10 points. All parts of bonus questions must be answered correctly – no partial credit. No points are deducted for incorrect or incomplete answers to bonus questions. The opposing team does not have the opportunity to answer bonus questions.
4. If a bonus question was attached to an unanswered toss-up question or an incorrectly answered toss-up question, the bonus question becomes a toss-up question.
5. **Pre-maturing buzzing:** When the buzzer is pushed before the question is completely read, the moderator will stop reading and that person must answer the question after being acknowledged. If the answer is incorrect or incomplete, 10 points will be deducted from the team score. The judge(s) will not ask for clarification of answers in these instances. Answers must be complete and correct. In the event that a multiple choice question must be answered before all the possible answers have been read, the contestant's answer must match the moderator's correct answer exactly, either by letter choice, or by the corresponding wording of the correct letter. If the answer is not complete and correct, the question will then be completely reread and the other team will have the opportunity to answer it after buzzing and being acknowledged.
6. **Both teams buzz at the same time:** If the equipment allows a member of each team to buzz in at the same time or locks out all team members because they hit the button at the same time, and the moderator cannot determine which team member buzzed first, the question will be discarded and a new question will be selected by the judges.

Questions will not reread, except as in number 5 above. The score of both teams will be announced periodically.

**Ties:** If both teams are tied at the end of a match, the moderator will read a series of three additional toss-up questions until the tie is broken. Questions will be scored as in Phase Three (see below). If still tied after this series of questions, the match becomes "Sudden Death" play. Thus, the first team to achieve a higher score will become the winner of the match. Questions for "Sudden Death" play will be selected by the judges.

**Aids and Materials:** Teams may not bring or use any prepared aids or other resource materials during a match. Pencils and scratch paper will be provided.

**Final Score:** Once the moderator has declared a winner based on the total team point accumulation, there shall be no protests.

### **CHALLENGES**

1. No source of information is infallible. There may at times be answers given to questions that are in agreement with the recommended sources, but which are in fact erroneous. Every effort shall be made to eliminate such questions; but in the event of such an occurrence, any team may challenge the answer.
2. **Coaches cannot challenge, signal a challenge, or use a time out to prompt a challenge.**

3. Answers and interpretations of questions will be the sole responsibility of the judge. A decision made by the judge after the answer is verified will be final.
4. All challenges must be made after both teams have had a chance to answer the question and before the start of the next question.
5. Challenges must be resolved within a 2-minute time period.
6. The burden of proof from the listed references is with the team challenging.
7. Any team member or coach of the challenging team may look up information in the references.
8. References can only be opened during a challenge and must be provided by the teams.
9. All questions or contest procedures not immediately resolved by the judge should be referred immediately to the contest coordinator for clarification before proceeding.

### **PROCEDURE OF CHALLENGING**

#### **If an answer is ruled correct and is challenged by the opposing team:**

- **Phase 1 & 2:** Only the designated team member may challenge after the answer is given and before the next question is asked. The team member that is eligible to answer that question is to say ... "I challenge that ruling. The correct answer is \_\_\_\_." The team has 2 minutes to prove the challenge and the designated team member is to answer.
- **Phase 3:** After the answer is given and before the next question is asked, any seated team member may challenge by saying... "I challenge that ruling. The correct answer is \_\_\_\_." The team has 2 minutes to prove the challenge.
- If the challenge is **successful**: The original ruling is changed. The team that did not give the correct answer does not earn 10 points. If it is Phase 1, that team loses no points. If it is Phase 3, that team loses 5 points. The challenging team earns 10 points.
- If the challenge is ruled **unsuccessful**: The original ruling stands. The first team keeps their earned 10 points. Challenging team is recorded with one unsuccessful challenge. Each team will be allowed two unsuccessful challenges per match without penalty. After two unsuccessful challenges, there will be a 5-point deduction for each unsuccessful challenge.

#### **If an answer is ruled as incorrect for both teams and is challenged by either team.**

- **Phase 1 & 2:** After the judge rules incorrect and the opposing team member has had a chance to answer, but before the next question is read, the designated team member of either team may challenge by saying... "I challenge that ruling. The correct answer is \_\_\_\_." The team has 3 minutes to prove the challenge and designated team member is to answer.
- **Phase 3:** After the judge rules incorrect and the opposing team has a chance to answer, but before the next question is read, any seated team member for either team may challenge by saying... "I challenge that ruling. The correct answer is \_\_\_\_."
- If the challenge is ruled **successful**: The original ruling is changed. The challenging team earns 10 points.
- If the challenge is ruled **unsuccessful**: The original ruling stand. Challenging team is recorded with one unsuccessful challenge. Each team will be allowed 2 unsuccessful challenges per match without penalty. After 2, there will be a 5-point deduction for each unsuccessful challenge.

### **TIME-OUTS**

1. A coach, team captain, or the moderator may call for a time-out for clarification of a rule, to replace team members, or to allow for unexpected problems.
2. Time outs maybe called only after a question has been answered and before the start of the next question.
3. There is a limit of three minutes for each time out, and a limit of two per team in each match.
4. Timeout will not be charged to either team for replacement of members between Phase 1 and Phase 2.

### **REPLACEMENT OF TEAM MEMBERS**

1. Alternates can be subbed in during the completion of the phase.
2. During any match, one or two team members only maybe replaced at the panel when the moderator deems it impossible for one of the seated members of the team to continue in the contest.
3. The team member removed from a match becomes ineligible to return to the particular match. The team member removed and the replacement member are both eligible to participate in further matches.

### **QUESTIONS/REMINDERS**

1. Only the first answer given is accepted and will be ruled as correct or incorrect. Any additional answers will not be considered.
2. All teams will be asked the same questions in the same round. In the next and subsequent rounds, a different set of questions will be used.
3. The moderator reads each question until the completion of the reading of the question OR until a contestant activates a buzzer.



4. If a buzzer is activated during the reading of any question, the moderator will immediately stop reading the question and recognize the participant buzzed.
5. When the moderator recognizes (states the name of) the participant "buzzing in", that participant has 5 seconds to begin to answer.
6. The repeating of the question by the contestant shall not be considered the indication of the answer.
7. No questions or any parts thereof shall be repeated during the asking.
8. Only if a question was not completely read due to an early signal by the first team, will the question be re-read for the second team.
9. When the first team answers a question incorrectly, the opposing team gets 10 seconds to activate the buzzer.
10. If neither team "buzzes in" within 10 seconds, the moderator will give the answer and neither team will score points.
11. If a question is thrown out either due to poor reading by the moderator or a decision of the judges, it will be replaced by another question, of the same degree of difficulty, so that a constant total number of questions will be asked.
12. If both teams buzz in at the same time and the buzzers cancel each other out, the question will be thrown out and a new one inserted.
13. It is the responsibility of the coaches to bring resources into the room for challenges.

### **OBSERVERS**

1. **Watching contests:** No team members, coaches, parents or other spectators may watch any round other than their own match until that team has been eliminated from the contest. If someone is watching a contest other than his/her own before that team is eliminated, the team is disqualified from competition.
  - a. If a coach is responsible for multiple teams, they must choose ONE team to follow and if needed, select another volunteer to serve as the coach for the additional teams.
  - b. This includes a senior team watching a junior team or vice versa.
  - c. The contest coordinator will assign teams not competing in Round 1 a match to watch/observe in Round 1 only so they have a chance to hear the questions.
2. **Warning:** If any members, coaches, helpers or spectators share questions or answers with other teams, the team(s) of the offenders(s) will be disqualified. This includes mouthing or signaling during a match.
3. Talking or misbehavior of coaches or spectators: First time offenders will receive one warning for the day. Upon a second offense, the offending person will not be allowed to enter the contest room for the rest of the day.
4. Coaches may keep score. However, score sheets will be collected at the conclusion of each match.
5. Since there are requests for the score periodically throughout the match, a volunteer from the crowd can keep score on the chalk board during the match. However, there will be no gesture or encouraging of answers from these individuals as they will be facing the competitors. The Judge will make the call on this if they deem this a problem and that individual will be removed from that position.
6. No notes may be taken and no tape recorders audio recorders, or video cameras may be used by anyone in the audience including coaches, during the conduct of the match.
  - a. At the first offense, tapes and material will be confiscated and a warning given.
  - b. Upon a second offense, the offending person will not be allowed to enter the contest room for the rest of the day
7. **Cell Phones must be off while in Quiz Bowl Rooms!! No smart watches! No Exceptions!!**
8. **No paper will be allowed in quiz bowl matches for coaches to write down scores etc.**

# Quiz Bowl & Skillathon References

Updated 10/2019

*The following is a list of references that will assist in preparing for livestock quiz bowl contests that involve beef, sheep, meat goat, and swine. Please note that actual references may deviate from this list in an effort to keep current with a rapidly changing livestock industry.*



## **Purchasing of buzzer sets**

**[www.zeecraft.com](http://www.zeecraft.com) - purchase them new, have somewhat of a warranty, most like the buzzers used in the state contest.**

**[www.ebay.com](http://www.ebay.com) - you maybe able to purchase sets at a cheaper price but it is a riskier situation as you are buying used sets, not knowing how they have been handled.**

## **Swine Resources**

### **Swine**

#### **OSU Swine Resource Handbook**

4-H circular 134R

The Ohio State University

<https://extensionpubs.osu.edu/swine-resource-handbook-for-market-and-breeding-projects/>

#### **4-H Literature:**

Swine 1 – Growing with Swine (revised 2004)

Swine 2 – Becoming Swine Smart (revised 2004)

Swine 3 – Entering the Arena (revised 2004)

Swine Helper's Guide (revised 2004)

Available from your extension offices

4-H CCS Materials – Available at <https://4-h.org/parents/curriculum/>

#### **National Pork Board Swine Quiz and Skillathon Resources:**

<http://www.pork.org/youth-and-education/skillathon-quiz-bowl/>

#### **Pork Checkoff Quick Facts publication:**

<http://www.pork.org/pork-quick-facts/>

#### **Seedstock Edge: [www.nationalswine.com](http://www.nationalswine.com)**

National Swine Registry

West Lafayette, IN

#### **Nasco Farm & Ranch Catalog**

Fort Atkinson, WI 1-800-558-9595

<http://www.enasco.com>

#### **National Hog Farmer**

Monthly Periodical

7900 International Drive, Suite 300

Minneapolis, MN 55425 <http://www.nationalhogfarmer.com/>

#### **OSU Swine Learning Lab Interactive CD**

The Ohio State University

Phone: 614-292-4848

<https://ohio4h.org/sites/ohio4h/files/d6/files/CD%20flyer%20smallest.pdf>

**Livestock E-Quiz:** <http://web.extension.illinois.edu/equiz/>

#### **Illinois Trail - Technology and Research: Allied & Integrated Livestock Linkages**

<http://livestocktrail.illinois.edu/>

**Illini Porknet (Ask the Expert):** <http://livestocktrail.illinois.edu/porknet/>

**PORK magazine:** <http://www.Porkmag.com>

**Information on all swine breeds:** <http://www.ansi.okstate.edu/breeds/>

**American Meat Institute:** <https://www.meatinstitute.org/>

**Pork Industry Handbook**

<https://www.usporkcenter.org/jobs-resources/pork-industry-handbook/>

## **Beef**

### **UNL Beef Manual Handbook**

This is an updated manual that replaces the OSU beef manual

Download is electronic and costs approximately \$40.

<http://marketplace.unl.edu/ne4h/4h4200.html>

### **OSU Beef Resource Handbook**

4-H circular 117R

The Ohio State University

<https://extensionpubs.osu.edu/beef-resource-handbook/>

### **4-H Literature:**

Beef 1 – Bite into Beef (revised 2005)

Beef 2 – Here's the Beef (revised 2005)

Beef 3 – Leading the Charge (revised 2005)

Beef Helper's Guide (revised 2005)

Available from your extension offices

4-H CCS Materials – Available at <https://4-h.org/parents/curriculum/>

**Information on all beef breeds:** <http://www.ansi.okstate.edu/breeds/>

**Illini Beefnet (Ask the Expert):** <http://web.extension.illinois.edu/oardc/>

**Illinois Beef Handbook –** <http://web.extension.illinois.edu/oardc/downloads/43908.pdf>

**Beef Production and Management Decisions 2nd Edition by Robert Taylor**

**Feeds and Feeding by Morrison and Morrison**

**Forages, Fourth Edition by Maurice E. Heath, Robert F. Barnes and Darrel S. Metcalfe**

**Meat Evaluation Handbook by National Cattlemen's Beef Association**

**For Mixed and Senior Divisions:**

**Nebguides: UNL Extension Publications**

Beef Cattle Implant Update and Synchronizing Estrus in Beef Cattle, can be found at

<http://beef.unl.edu/learning/estrussynch.shtml>

## **Sheep**

### **Sheep Resource Handbook**

4-H circular 194R

The Ohio State University

Phone number 614-292-1607

<https://extensionpubs.osu.edu/sheep-resource-handbook-for-market-and-breeding-projects/>

### **Sheep Production Handbook**

Formerly called the sheep industry development handbook or SID

803-771-3500 ext. 46

**4-H Literature: (Available from your Extension Offices)**

Sheep 1 – Lambs, Rams, and You (revised 2000)

Sheep 2 – Shear Delight (revised 2000)

Sheep 3 – Leading the Flock (revised 2000)

Sheep Helper's guide

4-H CCS Materials – Available at <https://4-h.org/parents/curriculum/>

# Meat Goats

## OSU Goat Resource Handbook

4H 135R– The Ohio State University

Phone number 614-292-1607

<https://extensionpubs.osu.edu/goat-resource-handbook/>

## 4-H Literature:

### Meat Goats

Meat Goat 1 – Just Browsing

Meat Goat 2 – Growing up with Meat Goats

Meat Goat 3 – Meating the Future

Meat Goat Helper's Guide

Available from your extension offices

4-H CCS Materials – Available at <https://4-h.org/parents/curriculum/>

American Boer Goat Association: <http://www.abga.org/>

Information on Goat breeds: <http://www.ansi.okstate.edu/breeds/goats/>

## International Boer Goat Association

P. O. Box 663 Spicewood, TX 78669

Toll Free phone: 877-640-4242 Toll Free Fax: 877-640-4060

Web: <http://abga.org/>

New Hampshire Extension Goat Resources: <https://extension.unh.edu/4-H-Animal-and-Ag-Science/4-H-Meat-Goat-Page>

The 4-H Meat Goat Project: An Introduction - <https://extension.unh.edu/blog/new-hampshire-4-h-goat-project-overview>

## Texas A&M University Meat Goat Resources:

[https://extension.unh.edu/resources/files/Resource002493\\_Rep3663.pdf](https://extension.unh.edu/resources/files/Resource002493_Rep3663.pdf)

## North Carolina State University Meat Goat Materials:

<https://youthlivestock.ces.ncsu.edu/>

## Penn State University Meat Goat Materials:

<https://extension.psu.edu/animals-and-livestock/goats>

Iowa State Meat Goat Resources: <http://www.extension.iastate.edu/4h/projects/meat-goat>  
<http://www.extension.iastate.edu/4h/page/meat-goat-judging>

Cornell University Meat Goat Fact Sheets: <http://4h.ansci.cornell.edu/animal-programs/goats/meat-goats/>

Langston University Goat Materials: Search this site for a variety of goat related tools and resources. <http://www.luresext.edu/>

## Other Helpful Resources:

### 4-H Literature: Vet Science Curriculum Books

Book 1 – From Airedales to Zebras (2004)

Book 2 – All Systems Go (2004)

Book 3 – On The Cutting Edge (2004)

Helper's Guide (2004)

Available from your extension offices

4-H CCS Materials – Available at <https://4-h.org/parents/curriculum/>

**The Meat We Eat** (13<sup>th</sup> edition, Interstate Publishers, Inc.) 510 North Vermillion St., PO Box 50, Danville, IL 61834. Phone 800-843-4774. It is also available from [www.amazon.com](http://www.amazon.com)

## Websites & Current Event References:

A small percentage of questions will be based on current events in the beef, sheep and swine industries. Since studying from these may appear to be overwhelming, keep these points in mind. Think about major issues that has affected the livestock industry in many ways such as: animal diseases, exports, animal ID, environmental issues, and regulator changes. The following on-line resources will be used to develop these questions:

1. **American Sheep Industry Association** website at: [www.sheepusa.org](http://www.sheepusa.org)
2. **National Cattlemen's Beef Association** website at: [www.beef.org](http://www.beef.org)
3. **National Pork Board** website at: [www.pork.org](http://www.pork.org)
4. **American Meat Institute** website at: <https://www.meatinstitute.org/>
5. **Pork Magazine** (questions related to current industry issues, at: [www.porkmag.com](http://www.porkmag.com), you need to subscribe for a free subscription.
6. **Beef Magazine** (questions related to current industry issues, at: <http://www.beefmagazine.com/>
7. **National Hog Farmer Magazine** (questions related to current industry issues), website at: <http://nationalhogfarmer.com/>
8. **Meatingplace.com** (an on-line community for red meat and poultry processors in North America, questions related to current industry issues, January) website at: [www.meatingplace.com](http://www.meatingplace.com)
9. **Drovers CattleNetwork** (questions related to current industry issues) website at: <https://www.drovers.com/resources>
10. **American Boer Goat Association** - <http://www.abga.org/>
11. **Aphis** – [www.aphis.usda.gov](http://www.aphis.usda.gov)
12. **Wisconsin Livestock Identification Consortium** [www.wiid.org](http://www.wiid.org)
13. **Wisconsin/USDA Ag Statistics (NASS):**  
[http://www.agcensus.usda.gov/Publications/2012/Full\\_Report/Volume\\_1\\_Chapter\\_1\\_State\\_Level/Wisconsin/](http://www.agcensus.usda.gov/Publications/2012/Full_Report/Volume_1_Chapter_1_State_Level/Wisconsin/)

## Forage Resources

### **Forages CD-ROM Companion**

Volume 1 – An Introduction to Grassland Agriculture Volume 2 –  
The Science of Grassland Agriculture Iowa State University Press  
Ames, IA 50014  
Orders: 1-800-862-6657  
Office: 1-515-292-3348

### **Forages-The Science of Grassland Agriculture, 4<sup>th</sup> Edition**

by Maurice E. Heath, Robert F. Barnes, Darrel S. Metcalfe Iowa State University Press  
Ames, IA 50014  
Orders: 1-800-862-6657

Online at: <http://www.amazon.com/Forages-Volume-Introduction-Grassland-Agriculture/dp/0813804213>

### **Pennsylvania Forage Handbook**

Penn State College of Agricultural Sciences 217 Ag  
Administration Bldg.  
University Park, PA 16802 Phone: 814-865-2541

### **Southern Forages**

Circulation Department Potash &  
Phosphate Institute  
655 Engineering Drive, Suite 110  
Norcross, Georgia 30092-2843  
Phone: 770-447-0335  
Price: \$25.00

## Forage Web Links

Purdue University - <http://www.agry.purdue.edu/ext/forages/forageid/forageid.htm>  
University of Idaho- <https://www.uidaho.edu/cals/kimberly-research-and-extension-center/research/forage>  
UW-Extension- <https://fyi.uwex.edu/forage/>  
University of Kentucky- <http://www.uky.edu/Ag/Forage/ForageBooks.htm>

## Meat Resources

### ITCS Instructional Materials

1401 South Maryland Drive Urbana  
IL 61801 USA (217) 244-3906  
(800) 345-6087 (orders only)  
FAX (217) 333-0005  
<http://im.itcs.illinois.edu/MDS100a.htm>

### Flash Cards

#### Retail Meat Cut Identification-Flash Card Set (updated 2017)

This is the easiest way to teach or learn to recognize the common retail cuts of beef, pork, and lamb! These 5"x7" cards, with cut descriptions on the back, showcase 126 full-color photographs of the retail cuts of meat. Each image is printed on high-quality, glossy- finished card stock and comes in a custom-designed box.

<https://www.enasco.com/p/Retail-Meat-Cut-Flash-Cards%2BC30003?searchText=flash+cards+meat>

**175 cards \$97.25**

## Online Web Resources

**QUIZLET– online tool with a variety of resources: FLASH CARDS:**

<https://quizlet.com/> - use key words to search for sets. These are tools that people have uploaded to the site; they may or may not be accurate.

**ICEV Media – Great listing of online tools/judging classes**

[https://www.icevonline.com/search?search\\_paths%5B%5D=&query=judging&submit=](https://www.icevonline.com/search?search_paths%5B%5D=&query=judging&submit=)

**Texas A&M – Listing of relevant meats judging contacts**

<http://agrillife.org/4hmeat/academics/meat-science/4h/resources/>

**Texas A&M Meat Judging Online Judging Tools**

<http://agrillife.org/4hmeat/academics/meat-science/4h/meat-judging/>

**American Meat Science Association**

<http://meatscience.org/students/meat-judging-program/national-4-h-meat-judging>

**Nasco Farm and Ranch Catalog**

<https://www.enasco.com/q?question=meats&x=0&y=0>

**Online Meats Identification and Placing Classes**

**Texas A&M University Aggie Meat Judging Resources**

<http://aggiemeat.tamu.edu/>

**Texas Tech University Meat Judging Resources**

<http://www.depts.ttu.edu/meatscience/classes.php>

**University of Nebraska–Lincoln Meats Judging Resources**

<https://animalscience.unl.edu/pase-and-cde-meats-contest>

**The Guide to Identifying Meat Cuts**

Booklet published cooperatively by American Meat Science Association, National Cattlemen's Beef Association and National Pork Producers Council focused on meat labeling, meat safety, cuts of meats, nutrition labeling, wrapping meat and meat cookery.

**ONLINE at:** [https://www.beefresearch.org/CMDocs/BeefResearch/PE/GuideToID\\_MeatCuts.pdf](https://www.beefresearch.org/CMDocs/BeefResearch/PE/GuideToID_MeatCuts.pdf)





**Registrations are due  
March 25!**

**See you on April 9!**

## Families Registering for Events

### Before You Start

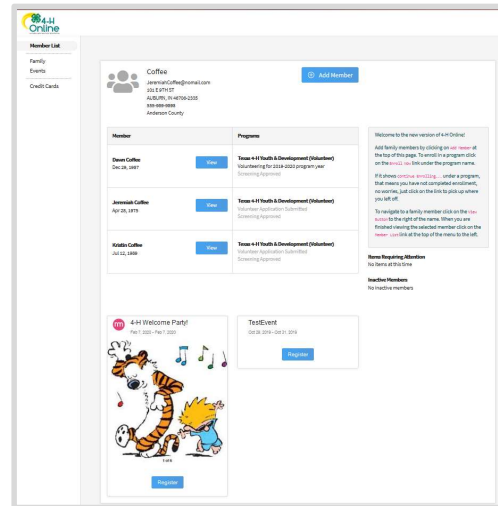
Review any registration information provided by your County Extension Office or the State 4-H Office about the event for which you intend to register.

### Steps

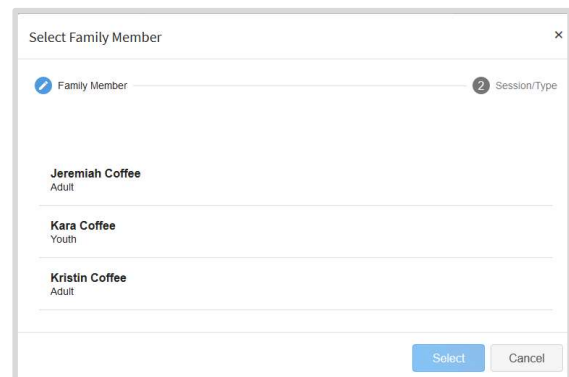
1. Log in to your family's 4-H Online account.
2. Click the Register button below the event name on the Member List page  
OR  
Click on Events in the navigation pane, and then click Register for the event.

### Screenshots

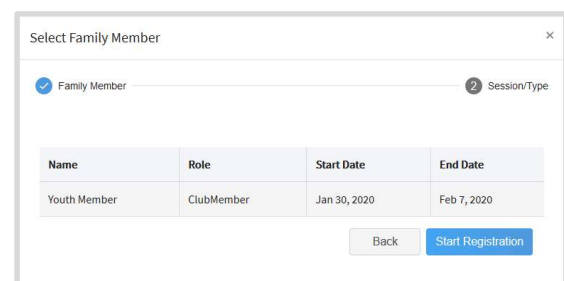
(Screen appearance may vary per state)



3. Click the Member's name that you would like to register for the event.
4. Click the Select button.

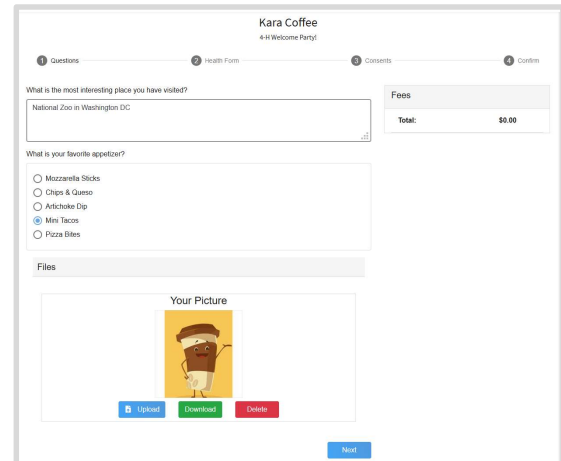


5. Click on the Session/Type name for which they are registering. In some events, the member may qualify for more than one Session/Type.
6. Click the Start Registration button.



## Families Registering For Events

7. Complete each question.
8. If a file upload is needed, click the upload button. Navigate your device and select the file to upload.
9. Click the Next button once the questions and file upload (if applicable) are complete.




**Kara Coffee**  
4-H Welcome Party!

1 Questions 2 Health Form 3 Consents 4 Confirm

What is the most interesting place you have visited?  
National Zoo in Washington DC

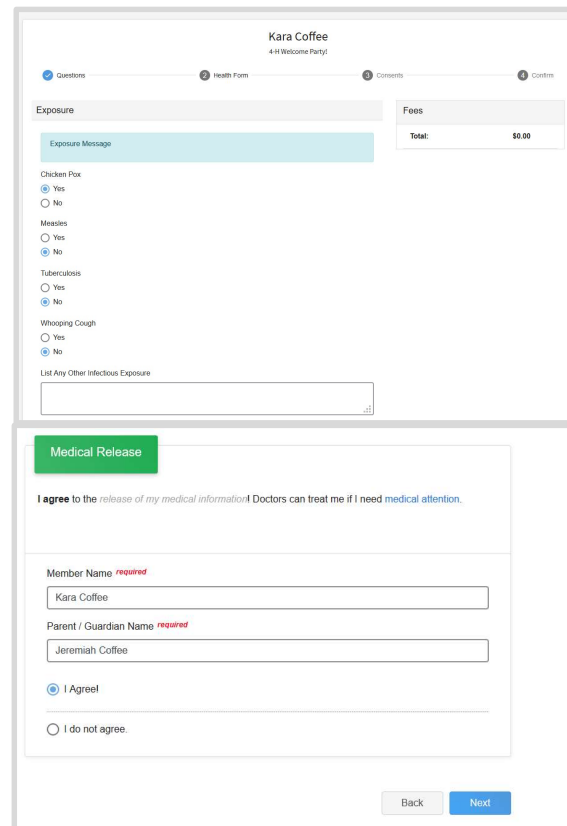
What is your favorite appetizer?  
☐ Mozzarella Sticks  
☐ Chips & Queso  
☐ Antelope Dip  
☒ Mini Tacos  
☐ Pizza Bites

Files

Your Picture  


Fees  
Total: \$0.00

10. If applicable, review the Health Form information and make changes if needed.
11. Complete the Medical Release.
12. Click the Next Button.



**Kara Coffee**  
4-H Welcome Party!

1 Questions 2 Health Form 3 Consents 4 Confirm

Exposure

Exposure Message

Chicken Pox  
☒ Yes  
☐ No

Measles  
☐ Yes  
☒ No

Tuberculosis  
☐ Yes  
☒ No

Whooping Cough  
☐ Yes  
☒ No

List Any Other Infectious Exposure

Medical Release

I agree to the release of my medical information! Doctors can treat me if I need medical attention.

Member Name *required*  
Kara Coffee

Parent / Guardian Name *required*  
Jeremiah Coffee

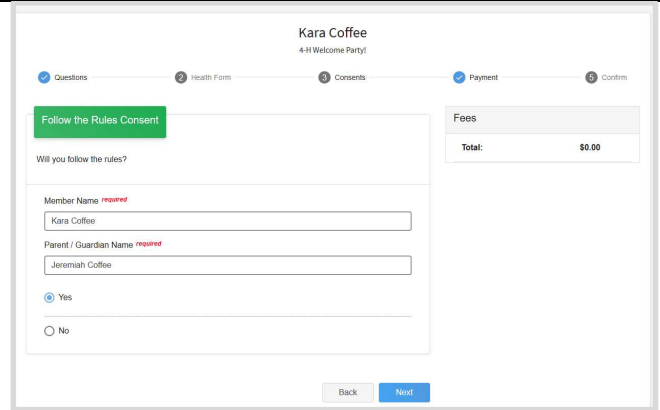
☒ I Agree  
☐ I do not agree.

Fees  
Total: \$0.00

## Families Registering For Events

13. If applicable, complete the required consents.

14. Click the Next button.



15. If applicable, select the payment method to pay any fees that are associated with the registration.

16. Click the Finish button.

17. Your event registration has been submitted. You should receive an email indicating that the registration has been submitted. You will receive an additional email when it has been reviewed and approved and when the payment, if any, has been processed.

